




New to looking at digital publications? See below for step-by-step instructions to open the catalog, and see an explanation of the navigation icons.

From the website viewer:

1. Click the arrow to open catalog (1). If you want to look at the catalog in full-screen mode, click the Expand button (1a). The viewer will open up full-screen size. If you don't see the Expand button, hover your mouse of the center area of the screen and it should appear, or you can click the Full-screen icon (1b) from the viewer sidebar. To exit full-screen mode, hit the ESC key on your keyboard.
2. Once the catalog is open you can also click the arrow (2) on the left side to turn the page back.





- a. Page numbers are located at the bottom of the viewer
- b. Click the advance icon to jump to the end of the catalog, or
- c. to go back to the first page of the catalog

If you would like to order a soft-cover printed copy of the catalog, see the information on the [website page](#). You'll start by clicking the green ORDER PRINT (3) button from the sidebar of the viewer.